

Hi folks! We've put together this document so you can follow along (if and how you like) with our live streamed video performance. We hope you find it useful.

Warmly,

Joe and Daniel

The Grubby Urchins

16/5/20

Lina Blues

We'll look at vamping in this song.

When you strum a chord, lift your fingers off the frets slightly (but keep them on the strings) and so mute the sound.

The chords are:

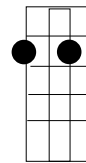
C - | B - | C - | A - |

D - | D - | D - | G - |

C - | B - | C - | A - |

F F#dim | C A | D G | C - |

F#dim



Morning Bell

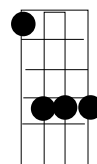
This song uses an odd time signature--10/8 time, with the beats grouped as 3 3 2 2--which we'll go over.

The chords are:

Am | C#m | Am | C#m | Am | C#m |

G | D | G | D |

C#m

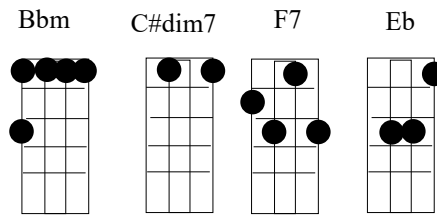


Walking Stick

This song demonstrates how to use different chord positions (inversions) up the neck, and the Splitstroke strumming technique.

The chords are:

Bbm - | C#dim7 - | F7 - | Bbm - |
Bbm - | C#dim7 - | F7 - | Bbm - |
Eb - | Eb - | Eb C7 | F7 - |
Bbm - | C#dim7 - | F7 - | Bbm - |



Idumea

We'll go over a particular fingerpicking "roll" in this song:

T - T I M T I M

That's using thumb (T), index (I) and middle (M) fingers

The chord voicings are quite unusual and specific to baritone ukulele (we'll explain these), but here's an approximation:

Em(add9) | - | G(add9) | - |
Am(add9) | - | C(add9) | - |

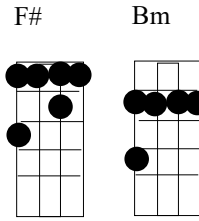
Blue Skies

This song contains quite a few fingerpicking styles.

The chords are:

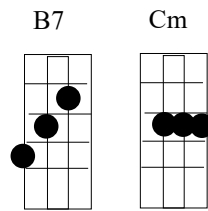
Verse:

G - D - | G - - - | G - D - | G - - - |
Bm - F# - | Bm - - - | G - D - | G - B7 - |



Chorus:

Em - B7 - | G - A - | G - D - | G - B7 - |
Em - B7 - | G - A - | G - D - | G - B7 - |
G - Cm G | Cm G D G | G - Cm G | Cm G D B7 |
Em - B7 - | G - A - | G - D - | G - B7 - |



Another New World

This song contains a whole bunch of different techniques--Chordal tremolo, Splitstroke, fingerpicking and an unusual "Clawhammer" technique that Daniel uses.

The chords are:

Em - Am - | B - Am - |
A - B7 - | D - G B7 |